

**Match:** 35 **Date:** 05.09.2014 **Spectators:** 7'100  
**City:** Katowice  
**Hall:** Spodek  
**Match duration:** Start: 20:25 End: 22:09 Total: 1:44

Teams	Sets	1	2	3	4	5	Total
<b>BRA</b>	<b>3</b>	27	25	26			78
<b>FIN</b>	<b>0</b>	25	21	24			70
<b>Set duration</b>		0:30	0:29	0:32			1:31



### BRA • Brazil



**Spike**

Succ. %  
Limit: 15.00%

Rk	No	Name	Spikes	Faults	Shots	Total Attempts	Note
1	10	Lucarelli Santos De Souza Ricardo	13	4	8	25	52.00
2	4	De Souza Wallace	15	4	11	30	50.00
-	16	Saatkamp Lucas	10	1	-	11	
-	5	Dos Santos Jr. Sidnei	3	-	6	9	
-	8	Endres Murilo	4	-	4	8	
-	20	Vieira De Oliveira Raphael	2	-	-	2	
-	6	Vissotto Neves Leandro	-	-	1	1	
-	1	Rezende Bruno Mossa	-	-	-	-	
-	3	Carbonera Eder	-	-	-	-	
-	11	Silva Felipe Lourenço	-	-	-	-	
-	12	Fonteles Luiz Felipe Marques	-	-	-	-	
-	19	Da Silva Pedreira Junior Mario	-	-	-	-	
<b>Others</b>			-	-	-	-	
<b>Total Team</b>			47	9	30	86	54.65



**Block**

Avg. by set


Rk	No	Name	Kill Blocks	Faults	Rebounds	Total Attempts	Note
1	16	Saatkamp Lucas	2	10	3	15	0.67
2	6	Vissotto Neves Leandro	1	1	1	3	0.33
2	20	Vieira De Oliveira Raphael	1	6	4	11	0.33
2	4	De Souza Wallace	1	5	2	8	0.33
2	5	Dos Santos Jr. Sidnei	1	9	4	14	0.33
-	1	Rezende Bruno Mossa	-	-	-	-	
-	3	Carbonera Eder	-	-	-	-	
-	11	Silva Felipe Lourenço	-	-	-	-	
-	12	Fonteles Luiz Felipe Marques	-	-	-	-	
-	19	Da Silva Pedreira Junior Mario	-	-	-	-	
-	8	Endres Murilo	-	6	1	7	
-	10	Lucarelli Santos De Souza Ricardo	-	5	-	5	
<b>Others</b>			-	-	-	-	
<b>Total Team</b>			6	42	15	63	2.00

**Match:** 35 **Date:** 05.09.2014 **Spectators:** 7'100  
**City:** Katowice  
**Hall:** Spodek  
**Match duration:** Start: 20:25 End: 22:09 Total: 1:44

Teams	Sets	1	2	3	4	5	Total
<b>BRA</b>	<b>3</b>	27	25	26			78
<b>FIN</b>	<b>0</b>	25	21	24			70
<b>Set duration</b>		0:30	0:29	0:32			1:31




### BRA • Brazil



Rk	No	Name	Aces	Faults	Serve Hits	Total Attempts	Note
1	10	Lucarelli Santos De Souza Ricardo	6	4	7	17	2.00
2	4	De Souza Wallace	2	2	12	16	0.67
3	12	Fonteles Luiz Felipe Marques	1	-	4	5	0.33
-	1	Rezende Bruno Mossa	-	-	-	-	
-	3	Carbonera Eder	-	-	1	1	
-	6	Vissotto Neves Leandro	-	-	-	-	
-	8	Endres Murilo	-	-	9	9	
-	11	Silva Felipe Lourenço	-	-	-	-	
-	19	Da Silva Pedreira Junior Mario	-	-	-	-	
-	20	Vieira De Oliveira Raphael	-	-	10	10	
-	16	Saatkamp Lucas	-	4	9	13	
-	5	Dos Santos Jr. Sidnei	-	2	4	6	
<b>Others</b>			-	-	-	-	
<b>Total Team</b>			9	12	56	77	3.00



Opponent errors & Team faults	16	-	16
-------------------------------	----	---	----



Rk	No	Name	Digs	Faults	Receptions	Total Attempts	Note
1	8	Endres Murilo	11	1	1	13	3.67
2	4	De Souza Wallace	7	-	2	9	2.33
2	11	Silva Felipe Lourenço	7	2	-	9	2.33
4	20	Vieira De Oliveira Raphael	6	-	1	7	2.00
5	19	Da Silva Pedreira Junior Mario	5	1	1	7	1.67
6	10	Lucarelli Santos De Souza Ricardo	4	-	2	6	1.33
7	5	Dos Santos Jr. Sidnei	3	-	-	3	1.00
-	1	Rezende Bruno Mossa	-	-	-	-	
-	3	Carbonera Eder	-	-	-	-	
-	6	Vissotto Neves Leandro	-	-	-	-	
-	12	Fonteles Luiz Felipe Marques	-	-	-	-	
-	16	Saatkamp Lucas	-	-	1	1	
<b>Others</b>			-	-	-	-	
<b>Total Team</b>			43	4	8	55	14.33

**Match:** 35 **Date:** 05.09.2014 **Spectators:** 7'100  
**City:** Katowice  
**Hall:** Spodek  
**Match duration:** Start: 20:25 End: 22:09 Total: 1:44

Teams	Sets	1	2	3	4	5	Total
<b>BRA</b>	<b>3</b>	27	25	26			78
<b>FIN</b>	<b>0</b>	25	21	24			70
<b>Set duration</b>		0:30	0:29	0:32			1:31




### BRA • Brazil



**Set**

Avg. by set

Rk	No	Name	Running Sets	Faults	Still Sets	Total Attempts	Note
1	20	Vieira De Oliveira Raphael	28	-	50	78	9.33
-	1	Rezende Bruno Mossa	-	-	-	-	
-	3	Carbonera Eder	-	-	-	-	
-	4	De Souza Wallace	-	-	1	1	
-	5	Dos Santos Jr. Sidnei	-	-	-	-	
-	6	Vissotto Neves Leandro	-	-	-	-	
-	8	Endres Murilo	-	-	-	-	
-	10	Lucarelli Santos De Souza Ricardo	-	-	-	-	
-	11	Silva Felipe Lourenço	-	-	-	-	
-	12	Fonteles Luiz Felipe Marques	-	-	-	-	
-	16	Saatkamp Lucas	-	-	-	-	
-	19	Da Silva Pedreira Junior Mario	-	-	-	-	
<b>Others</b>			-	-	-	-	
<b>Total Team</b>			28	-	51	79	9.33



**Reception**

Eff. %  
Limit: 25.00%

Rk	No	Name	Excellents	Faults	Serve Receptions	Total Attempts	Note
1	8	Endres Murilo	10	-	14	24	41.67
2	10	Lucarelli Santos De Souza Ricardo	7	3	10	20	20.00
-	19	Da Silva Pedreira Junior Mario	6	-	6	12	
-	5	Dos Santos Jr. Sidnei	2	-	-	2	
-	16	Saatkamp Lucas	-	-	1	1	
-	1	Rezende Bruno Mossa	-	-	-	-	
-	3	Carbonera Eder	-	-	-	-	
-	4	De Souza Wallace	-	-	-	-	
-	6	Vissotto Neves Leandro	-	-	-	-	
-	11	Silva Felipe Lourenço	-	-	-	-	
-	12	Fonteles Luiz Felipe Marques	-	-	-	-	
-	20	Vieira De Oliveira Raphael	-	-	-	-	
<b>Others</b>			-	-	-	-	
<b>Total Team</b>			25	3	31	59	37.29

Match: 35 Date: 05.09.2014 Spectators: 7'100

City: Katowice


Hall: Spodek

Match duration: Start: 20:25 End: 22:09 Total: 1:44

Teams	Sets	1	2	3	4	5	Total
BRA	3	27	25	26			78
FIN	0	25	21	24			70
Set duration		0:30	0:29	0:32			1:31




## FIN • Finland



**Spike**

Succ. %  
Limit: 15.00%

Rk	No	Name	Spikes	Faults	Shots	Total Attempts	Note
1	16	Ojansivu Olli-Pekka	15	2	12	29	51.72
2	12	Kunnari Olli	9	2	7	18	50.00
-	5	Siltala Antti	6	-	4	10	
-	13	Oivanen Mikko	4	1	3	8	
-	14	Shumov Konstantin	3	1	2	6	
-	15	Oivanen Matti	3	-	1	4	
-	6	Seppänen Niklas	1	1	1	3	
-	2	Tervaportti Eemi	2	-	-	2	
-	3	Esko Mikko	-	-	-	-	
-	4	Kerminen Lauri	-	-	-	-	
-	10	Sivula Urpo	-	-	-	-	
-	18	Lehtonen Jukka	-	-	-	-	
Others			-	-	-	-	
<b>Total Team</b>			43	7	30	80	53.75



**Block**

Avg. by set

Rk	No	Name	Kill Blocks	Faults	Rebounds	Total Attempts	Note
1	16	Ojansivu Olli-Pekka	1	2	4	7	0.33
1	2	Tervaportti Eemi	1	1	1	3	0.33
1	15	Oivanen Matti	1	18	4	23	0.33
-	3	Esko Mikko	-	-	-	-	
-	4	Kerminen Lauri	-	-	-	-	
-	10	Sivula Urpo	-	-	-	-	
-	6	Seppänen Niklas	-	2	2	4	
-	14	Shumov Konstantin	-	9	3	12	
-	5	Siltala Antti	-	4	-	4	
-	12	Kunnari Olli	-	4	-	4	
-	13	Oivanen Mikko	-	1	-	1	
-	18	Lehtonen Jukka	-	1	-	1	
Others			-	-	-	-	
<b>Total Team</b>			3	42	14	59	1.00

Match: 35 Date: 05.09.2014 Spectators: 7'100

City: Katowice

Hall: Spodek


Match duration: Start: 20:25 End: 22:09 Total: 1:44

Teams	Sets	1	2	3	4	5	Total
BRA	3	27	25	26			78
FIN	0	25	21	24			70
Set duration		0:30	0:29	0:32			1:31




FIN • Finland

Rk	No	Name	Aces	Faults	Serve Hits	Total Attempts	Note
1	15	Oivanen Matti	3	4	5	12	1.00
-	3	Esko Mikko	-	-	3	3	
-	4	Kerminen Lauri	-	-	-	-	
-	6	Seppänen Niklas	-	-	3	3	
-	10	Sivula Urpo	-	-	-	-	
-	12	Kunnari Olli	-	-	7	7	
-	18	Lehtonen Jukka	-	-	-	-	
-	14	Shumov Konstantin	-	1	10	11	
-	16	Ojansivu Olli-Pekka	-	2	12	14	
-	2	Tervaportti Eemi	-	2	8	10	
-	5	Siltala Antti	-	2	6	8	
-	13	Oivanen Mikko	-	1	2	3	
<b>Others</b>			-	-	-	-	
<b>Total Team</b>			3	12	56	71	1.00



Team	Opponent errors & Team faults	Aces	Faults	Total Attempts
	Opponent errors & Team faults	21	-	21

Rk	No	Name	Digs	Faults	Receptions	Total Attempts	Note
1	4	Kerminen Lauri	12	3	-	15	4.00
2	12	Kunnari Olli	9	1	-	10	3.00
3	16	Ojansivu Olli-Pekka	7	-	2	9	2.33
4	2	Tervaportti Eemi	6	1	1	8	2.00
4	5	Siltala Antti	6	1	1	8	2.00
6	14	Shumov Konstantin	4	-	-	4	1.33
7	6	Seppänen Niklas	2	-	-	2	0.67
8	15	Oivanen Matti	1	1	2	4	0.33
-	3	Esko Mikko	-	-	-	-	
-	10	Sivula Urpo	-	-	-	-	
-	13	Oivanen Mikko	-	-	-	-	
-	18	Lehtonen Jukka	-	-	-	-	
<b>Others</b>			-	-	-	-	
<b>Total Team</b>			47	7	6	60	15.67



**Match:** 35 **Date:** 05.09.2014 **Spectators:** 7'100  
**City:** Katowice  
**Hall:** Spodek  
**Match duration:** Start: 20:25 End: 22:09 Total: 1:44

Teams	Sets	1	2	3	4	5	Total
<b>BRA</b>	<b>3</b>	27	25	26			78
<b>FIN</b>	<b>0</b>	25	21	24			70
<b>Set duration</b>		0:30	0:29	0:32			1:31




### FIN • Finland



**Set**

Avg. by set

Rk	No	Name	Running Sets	Faults	Still Sets	Total Attempts	Note
1	2	Tervaportti Eemi	26	1	40	67	8.67
-	3	Esko Mikko	-	-	-	-	
-	4	Kerminen Lauri	-	-	-	-	
-	5	Siltala Antti	-	-	-	-	
-	6	Seppänen Niklas	-	-	-	-	
-	10	Sivula Urpo	-	-	-	-	
-	12	Kunnari Olli	-	-	-	-	
-	13	Oivanen Mikko	-	-	-	-	
-	14	Shumov Konstantin	-	-	-	-	
-	15	Oivanen Matti	-	-	-	-	
-	16	Ojansivu Olli-Pekka	-	-	-	-	
-	18	Lehtonen Jukka	-	-	-	-	
<b>Others</b>			-	-	-	-	
<b>Total Team</b>			26	1	40	67	8.67



**Reception**

Eff. %  
Limit: 25.00%

Rk	No	Name	Excellents	Faults	Serve Receptions	Total Attempts	Note
1	4	Kerminen Lauri	8	1	9	18	38.89
-	12	Kunnari Olli	6	1	8	15	
-	6	Seppänen Niklas	6	-	5	11	
-	2	Tervaportti Eemi	-	-	-	-	
-	3	Esko Mikko	-	-	-	-	
-	10	Sivula Urpo	-	-	-	-	
-	14	Shumov Konstantin	-	-	-	-	
-	15	Oivanen Matti	-	-	-	-	
-	16	Ojansivu Olli-Pekka	-	-	-	-	
-	18	Lehtonen Jukka	-	-	-	-	
-	5	Siltala Antti	3	5	8	16	
-	13	Oivanen Mikko	-	2	2	4	
<b>Others</b>			-	-	-	-	
<b>Total Team</b>			23	9	32	64	21.88